



Pergamon

Tetrahedron Letters 39 (1998) 8513–8516

TETRAHEDRON
LETTERS

Chiral Vinyl Dioxazaborocines in Synthesis: Asymmetric Synthesis of 5-Substituted Δ^2 -Isoxazolines via Nitrile Oxide Cycloaddition

Christopher D. Davies,^a Stephen P. Marsden,^{a,*} and Elaine S. E. Stokes^b

^a Department of Chemistry, Imperial College of Science, Technology and Medicine, London SW7 2AY, UK
e-mail: s.marsden@ic.ac.uk

^b Zeneca Pharmaceuticals, Mereside, Alderley Park, Macclesfield, Cheshire SK10 4TG, UK

Received 7 August 1998; accepted 1 September 1998

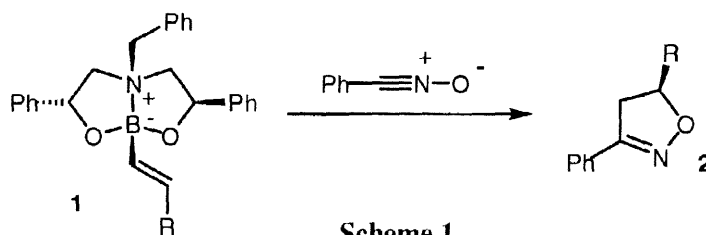
Abstract: Vinyl dioxazaborocines **1a-c** have been subjected to 1,3-dipolar cycloadditions with benzonitrile oxide. The products are enantiomerically enriched 5-substituted Δ^2 -isoxazolines **2a-c**.

© 1998 Elsevier Science Ltd. All rights reserved.

Keywords: Asymmetric Synthesis; Boron and compounds; Cycloaddition; Isoxazolines; Nitrile Oxides

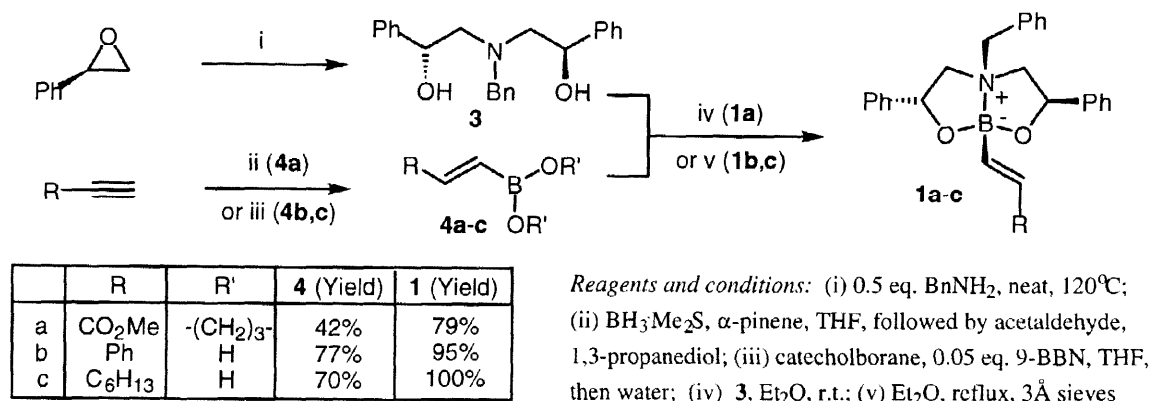
Vinyl boronic acids and esters are widely used in synthesis, as precursors to stereochemically defined olefins (through Suzuki couplings), halo-olefins, and allyl amines (through the boron Mannich reaction).¹ Addition reactions to vinyl boronates, whereby the unsaturation is lost and up to two new stereocentres are generated, are much less common: there have been reports of 1,3-dipolar cycloadditions,² [4+2] cycloadditions,³ cyclopropanations⁴ and radical additions.⁵ Progress in the control of the absolute stereochemistry in these processes through the attachment of chiral auxiliaries to the boron group has been limited. Imai^{4d} and Pietruszka^{4a} have reported the directed cyclopropanation of tartrate substituted vinyl boronates using Simmons-Smith reagents and PdCl₂/diazomethane respectively. Examples of asymmetric additions not directed by a metal have been limited to the reactions of diethyl tartrate substituted ethenyl boronate. Avery has examined its participation in Diels-Alder reactions with a range of dienes, with enantiomeric excesses in the range 0 to 33% following oxidative removal of the auxiliary.^{3a} Carboni has reported an isolated example of the asymmetric trapping of a chiral α -boronyl radical generated by radical addition to the ethenyl boronate (20% *de*).⁵

We have been interested in the design and synthesis of alternative chiral ligands to control the absolute stereochemistry in additions to vinyl boronates. Chiral vinyl boronates are attractive intermediates for asymmetric synthesis, since (a) vinyl boronic acids of varying substitution patterns are readily available in geometrically pure form; (b) attachment and removal of the chiral auxiliary are efficient and take place under essentially neutral conditions; and (c) after acting as a point of attachment for the auxiliary, the boron group can be used as a handle to introduce further functionality. One potential problem is that the planar geometry of vinyl boronates inevitably means that any chiral centres on the ligand are relatively remote from the prochiral olefin. We reasoned that ligands bearing an additional Lewis basic function would quaternise the boron leading to improved stereochemical induction. We report herein our preliminary results in the synthesis of chiral dioxazaborocines **1a-c** and their application in asymmetric 1,3-dipolar cycloadditions.



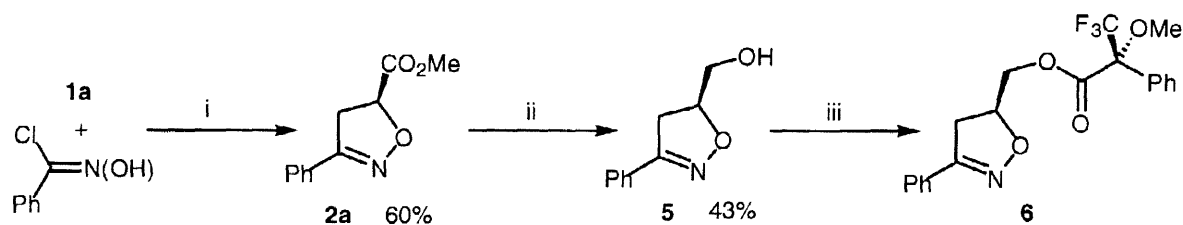
Scheme 1

Tertiary amino diols were chosen as the ligands since it is well known that they form stable, tetrahedral complexes with boronic acids⁶ and they are readily available in enantiomerically pure form. Our initial studies focused on the known C_2 symmetric ligand **3**,⁷ available in either antipodal form by the nucleophilic ring opening of commercially available (*R*) or (*S*)-phenyloxirane with benzylamine (Scheme 2). Three (*E*)-monosubstituted vinyl boronic acid derivatives with differing electronic properties were prepared by hydroboration of the corresponding alkyne. Methyl propiolate was converted to the 1,3-propanediolate ester **4a**,⁸ which furnished the crystalline dioxazaborocine **1a** when mixed with ligand **3** in ether. Phenylacetylene and 1-octyne were converted to boronic acids **4b/c**,⁹ which underwent condensation with **3** in refluxing ether under a Soxhlet thimble containing 3 Å molecular sieves to give dioxazaborocines **1b/c** in excellent yields.



Scheme 2

For our initial studies into the asymmetric reactions of **1a-c** we chose to study their 1,3-dipolar cycloadditions with benzonitrile oxide, since the analysis of the stereochemical outcome of these reactions would not be complicated by the creation of *endo*- and *exo*-isomers. Thus, **1a** was reacted with benzaldehyde chlorooxime and triethylamine in THF at room temperature, yielding the deboronated Δ^2 -isoxazoline **2a** (60%, Scheme 3). The deboronation presumably occurs *via* a 1,3-boratropic shift in the intermediate isoxazoline, followed by protonolysis and tautomerisation. Such a process has been observed previously in nitrile oxide cycloadditions with vinyl boronates.^{2f} The enantiomeric excess of **2a** was determined to be 33% by reduction of the carboxyl side chain to give alcohol **5**,¹⁰ which was converted to a Mosher's ester derivative **6** (Scheme 4).¹¹ This was supported by chiral nmr analysis of **2a** in the presence of (*R*)-binaphthol, which indicated an *ee* of 34%. The absolute stereochemistry is assigned as shown by comparison of the sign of optical rotation for **5** with literature values.¹⁰



Reagents and conditions: (i) 1.2 eq. Ph(Cl)C=NOH, Et₃N, THF, r.t.; (ii) NaBH₄, MeOH, r.t. (iii) (*S*)-MTPA-Cl, DMAP, toluene

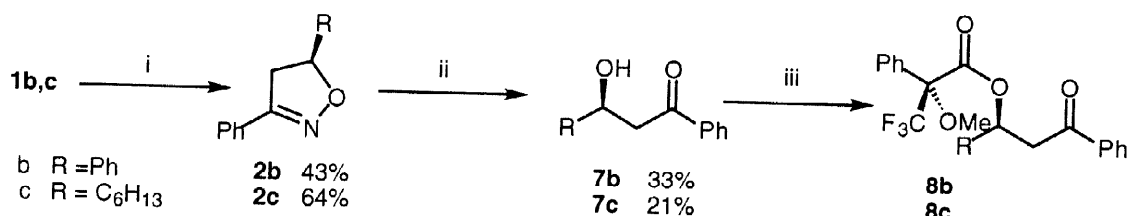
Scheme 3

Following this encouraging preliminary result, we surveyed the effects of solvent and temperature upon the yield and stereoselectivity of this reaction (Table 1).

Table 1 Effect of temperature and solvent upon the cycloaddition reaction

Entry	Solvent	Temp.	Yield of 2a /%	<i>de</i> of 6
1	THF	reflux	19	36
2	THF	r.t.	60	33
3	THF	0°C	65	26
4	THF	-20°C	48	28
5	DCM	r.t.	47	23
6	Et ₂ O	r.t.	18	11
7	MeCN	r.t.	17	23
8	toluene	r.t.	63	28

As can be seen from the Table, changing the temperature had little effect upon the stereoselectivity of the reaction, while the yields dropped off at lower temperatures. Changing the solvent had only a deleterious effect upon the stereoselectivity, and thus our optimum conditions which we applied to the cycloadditions of **1b,c** were also our initial ones (THF at room temperature, Scheme 4).

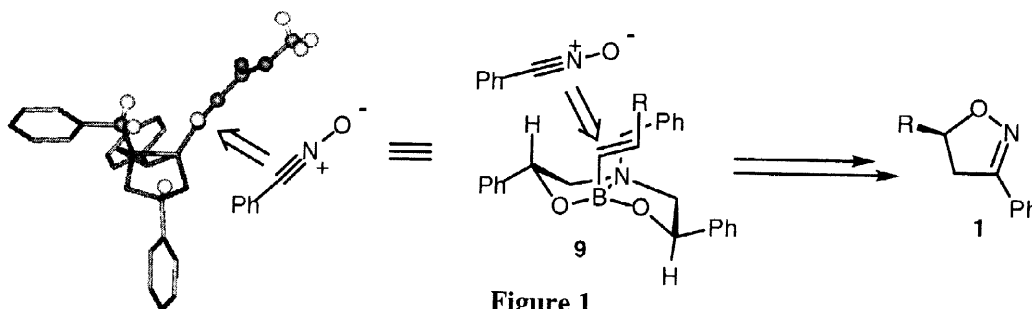


Reagents and conditions: (i) 1.2 eq. Ph(Cl)C=NOH, Et₃N, THF, r.t.; (ii) H₂, Ra(Ni), AlCl₃, MeOH/H₂O, r.t.; (iii) (*S*)-MTPA-Cl, DMAP, toluene

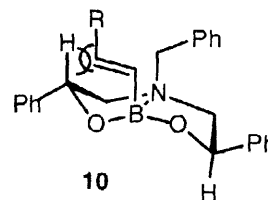
Scheme 4

Both **1b** and **1c** gave good yields of the deboronated Δ^2 -isoxazolines **2b** and **2c** (43% and 64% respectively). The enantiomeric excess of both compounds was deduced following reductive cleavage of the isoxazolines to the β -hydroxyketones **7b** and **7c**,¹² followed by conversion to their Mosher's ester derivatives. The enantiomeric excess was determined to be 18% in both cases by this method, and chiral nmr analysis of **2b** in the presence of (*R*)-binaphthol indicated an *ee* of 20%. The absolute stereochemistry of **2b** was determined by comparison of the sign of optical rotation of **7b** with literature values,¹³ and we assign the absolute stereochemistry of **2c** by analogy to **2a** and **2b**.

X-ray crystallographic analysis¹⁴ of compound **1a** shows that, in the crystalline state at least, the oxazaborolidine rings are oriented with the phenyl substituents in a pseudo-equatorial arrangement, as shown in Figure 1. In the crystal structure, the vinyl boronate is oriented as in structure **9**, with its most accessible face (*ie* that face which involves cycloaddition occurring *exo*- to the dioxazaborocine ring system) being the *si*-face (for substrate **1a**, with respect to the stereocentre retained in the isoxazoline). This matches the observed sense of asymmetric induction.

**Figure 1**

The preferential adoption of this geometry by the olefinic substituent is suggested to arise from a desire to minimise interactions of the olefin with the pseudo-axial hydrogen of the oxazaborolidine ring (*cf.* structure **10**), while the benzyl substituent ensures that the incoming dipole attacks from the *exo*-face of the olefin.



In conclusion, we have demonstrated the first applications of chiral dioxazaborocines in asymmetric synthesis. Further refinements of the ligand system to improve the level of asymmetric induction, as well as the examination of other addition reactions to the olefins, are in progress and results will be reported in due course.

ACKNOWLEDGEMENTS: We thank the EPSRC and Zeneca Pharmaceuticals for an Industrial CASE award (to C.D.D.), and the Royal Society, Zeneca Strategic Research Fund, and Pfizer Central Research for additional financial support. We also gratefully acknowledge analytical support at Zeneca Pharmaceuticals. We thank the Wolfson Foundation for establishing the Wolfson Centre for Organic Chemistry in Medicinal Science.

REFERENCES AND NOTES

- Matteson, D. S. *Tetrahedron* **1989**, *45*, 1859
- (a) Liu, J.; Eddings, A.; Wallace, R. H. *Tetrahedron Lett.* **1997**, *38*, 6795; (b) Wallace, R. H.; Liu, J.; Zong, K. K.; Eddings, A. *Tetrahedron Lett.* **1997**, *38*, 6791; (c) Carboni, B.; Ollivault, M.; Le Bouguenec, F.; Carrié, R.; Jazouli, M. *Tetrahedron Lett.* **1997**, *38*, 6665; (d) Jazouli, M.; Baba, S.; Carboni, B.; Carrié, R.; Soufiaoui, M. *J. Organomet. Chem.* **1995**, *498*, 229; (e) Jazouli, M.; Carboni, B.; Carrié, R.; Soufiaoui, M.; Toupet, L. *Heteroat. Chem.* **1994**, *5*, 513; (f) Wallace, R. H.; Liu, J. *Tetrahedron Lett.* **1994**, *35*, 7493; (g) Wallace, R. H.; Zong, K. K. *Tetrahedron Lett.* **1992**, *33*, 6941
- As dienophile: (a) Bonk, J. D.; Avery, M. A. *Tetrahedron: Asymmetry* **1997**, *8*, 1149; (b) Martinez-Fresneda, P.; Vaultier, M. *Tetrahedron Lett.* **1989**, *30*, 2929; (c) Matteson, D. S. *J. Org. Chem.* **1962**, *27*, 4293; As diene: (d) Garnier, L.; Plunian, B.; Mortier, J.; Vaultier, M. *Tetrahedron Lett.* **1996**, *37*, 6699
- (a) Pietruszka, J.; Widenmayer, M. *Synlett* **1997**, 977; (b) Hildebrand, J. P.; Marsden, S. P. *Synlett*, **1996**, 893; (c) Fontani, P.; Carboni, B.; Vaultier, M.; Maas, G. *Synthesis*, **1991**, 605; (d) Imai, T.; Mineta, H.; Nishida, S. *J. Org. Chem.* **1990**, *55*, 4986; (e) Fontani, P.; Carboni, B.; Vaultier, M.; Carrié, R. *Tetrahedron Lett.* **1989**, *30*, 4814
- Guennoni, N.; Lhermitte, F.; Cochard, S.; Carboni, B. *Tetrahedron*, **1995**, *51*, 6999
- Csuk, R.; Hönig, H.; Romanin, C. *Monatsh. Chem.* **1982**, *113*, 1025
- Trost, B. M.; Van Vranken, D. L. *Angew. Chem., Int. Ed. Engl.* **1992**, *104*, 194
- Adapted from a procedure described in reference 3b
- Arase, A.; Hoshi, M.; Mijin, A.; Nishi, K. *Synth. Commun.* **1995**, *25*, 1957
- Yang, S.; Hayden, W.; Griengl, H. *Monatsh. Chem.* **1994**, *125*, 469
- Dale, J. A.; Dull, D. L.; Mosher, H. S. *J. Org. Chem.* **1969**, *34*, 2543
- Kozikowski, A. P.; Adamczyk, M. *Tetrahedron Lett.* **1982**, *23*, 3123
- Mashraqui, S. H.; Kellogg, R. M. *J. Org. Chem.* **1984**, *49*, 2513
- We thank Dr A. J. P. White and Professor D. J. Williams of this department for the determination, details of which will be published separately.